

6

5

4

3

2

1

REVISION					
ZONE	REV	DESCRIPTION	DATE	CHANGED BY	APPROVED
	B	ECO-13406	04/02/2024	KGLEBOVA	DGUST

F

F

E

E

D

D

C

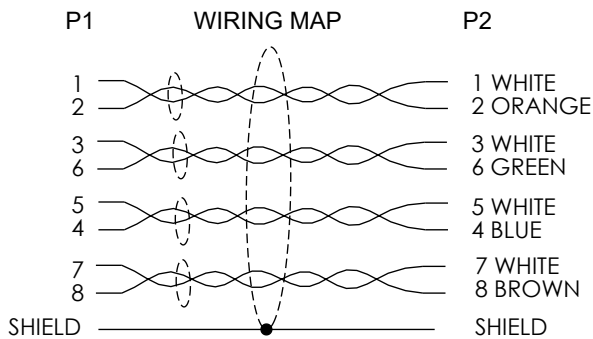
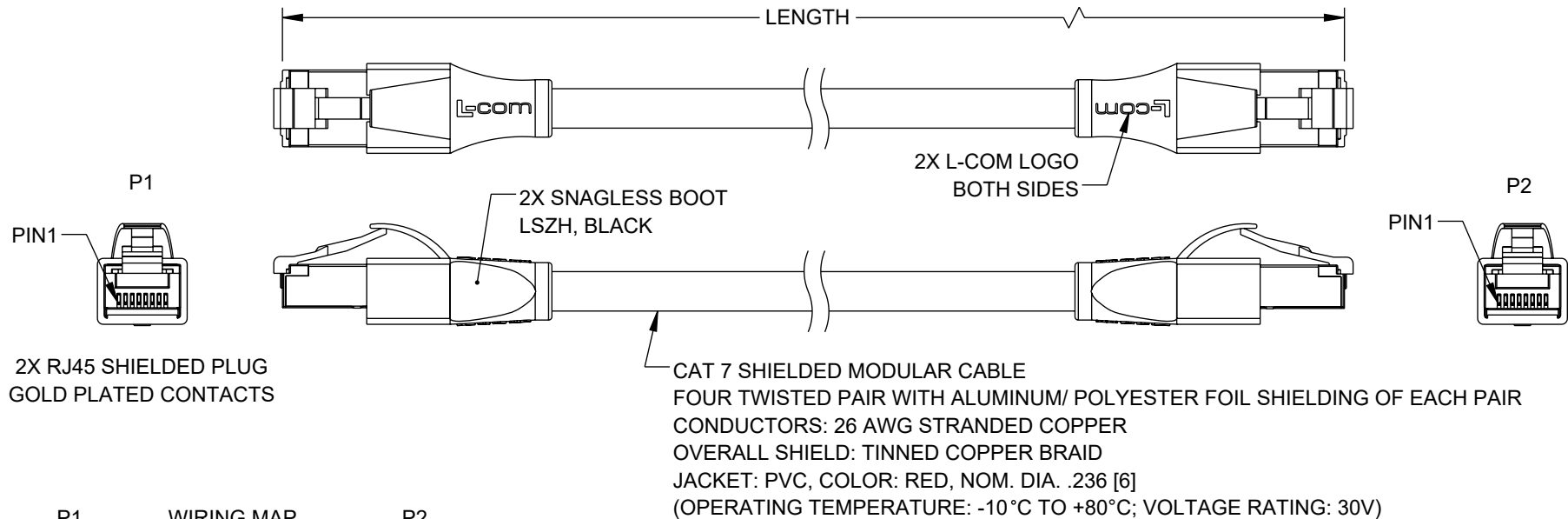
C

B

B

A

A



NOTES:

- 1.LENGTHS OVER 10 METERS (32.8 FT) ARE CHANNEL RATED.
- 2.PLUG CONFORMS TO TIA-1096.
- 3.CABLE ASSEMBLY TO BE TESTED FOR CONTINUITY.
- 4.CABLE ASSEMBLY TO BE INDIVIDUALLY PACKAGED.

THE INFORMATION CONTAINED IN THIS DRAWING IS THE SOLE PROPERTY OF INFINITE ELECTRONICS, INC. ANY REPRODUCTION IN PART OR WHOLE WITHOUT THE WRITTEN PERMISSION OF INFINITE ELECTRONICS, INC. IS PROHIBITED. THESE COMMODITIES, TECHNOLOGY OR SOFTWARE WERE EXPORTED FROM THE UNITED STATES IN ACCORDANCE WITH THE EXPORT ADMINISTRATION REGULATIONS. DIVERSION CONTRARY TO U.S. LAW PROHIBITED.

PART NUMBER	LENGTH METERS[FEET]
726-0.5 RD	0.5[1.64]
726-01 RD	1.0[3.28]
726-02 RD	2.0[6.56]
726-03 RD	3.0[9.84]
726-05 RD	5.0[16.41]
726-7.5 RD	7.5[24.61]
726-10 RD	10.0[32.81]
726-15 RD	15.0[49.21]

UNLESS OTHERWISE SPECIFIED
LEADING DIMENSIONS ARE INCHES
DIMENSIONS IN [] ARE MILLIMETERS

TOLERANCES:
X = ±.2 [5] FRACTIONS ± 1/32
.XX = ±.02 [0.5] ANGLES ± 1°
.XXX = ±.005 [0.13]

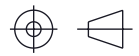
CABLE LENGTH TOLERANCES (MILLIMETERS)
≤12 [305] = +1 [25] / -0
>12 [305] ≤ 60 [1524] = +2 [51] / -0
>60 [1524] ≤ 120 [3048] = +4 [102] / -0
>120 [3048] ≤ 300 [7620] = +6 [152] / -0
>300 [7620] = +5% / -0

ALL DIMENSIONS ARE FOR REFERENCE ONLY
AND SUBJECT TO CHANGE WITHOUT NOTICE.
UN-DIMENSIONED (NON-CRITICAL) FEATURES
MAY VARY IN SIZE AND LOCATION
COLORS MAY VARY

Show Me
CABLES

an INFINIT® brand

Website: www.ShowMeCables.com
Phone: 1.888.519.9505



INTERPRET ALL DIMENSIONS AND
TOLERANCES PER ASME Y14.5

SCALE SHEET

NONE 1 OF 1

DESCRIPTION				
CA,CAT7 S/FTP RJ45 TO RJ45 PVC JKT, RED				
SIZE	CAGE CODE	DRAWN BY	ITEM NO.	REV
A	3SVT8	SREITER	726-XX RD	B

6

5

4

3

2

1